



দক্ষিণ কামৰূপ ছোৱালী মহাবিদ্যালয়

মিৰ্জা - ৭৮১১২৫, কামৰূপ : অসম

স্থাপিত : ১৯৮৮ ইং চন

DAKSHIN KAMRUP GIRLS' COLLEGE

Accredited by NAAC : B⁺ Grade

Mirza - 781125, Kamrup : Assam

9365971719 (M)

E-mail : dkpcmira1988@rediffmail.Com

Estd. 1988

Website: <http://dkgirlscollege.ac.in>

Dated Mirza the 26th October 2024

**NOTIFICATION REGARDING CREATION OF ABC ACCOUNT AND LINK
WITH SAMARTH ACCOUNT
IN
GAUHATI.SAMARTH.EDU.IN**

[FUYGP BA 3rd Semester 2024]

In pursuance to Letter No. GU/Exam/COE/2024/12, Dated 21.10.2024 of the Controller of Examination (i/c), Gauhati University, it is hereby informed to all the students of FUYGP BA 3rd Semester 2024 that you all mandatorily need to create **Academic Bank of Credits ID (ABC)** and link the same to your **SAMARTH Accounts** in **GAUHATI.SAMARTH.EDU.IN** without fail.

The students will not able to check the **Result/Grade Sheet** declared by **Gauhati University** in case of failure to create the ABC Account ID & link the same to the **SAMARTH Account**. It is mentioned that the AADHAAR NO is mandatory to create the ABC ID.

As such all are requested to **complete the process** at the earliest without fail.

A **User Manual** is enclosed herewith for your references.

N. K. Adhikary
26.10.2024

(Dr. Nara Kanta Adhikary)

Principal

Dakshin Kamrup Girls' College, Mirza

Principal

Dakshin Kamrup Girls' College

Mirza-781125



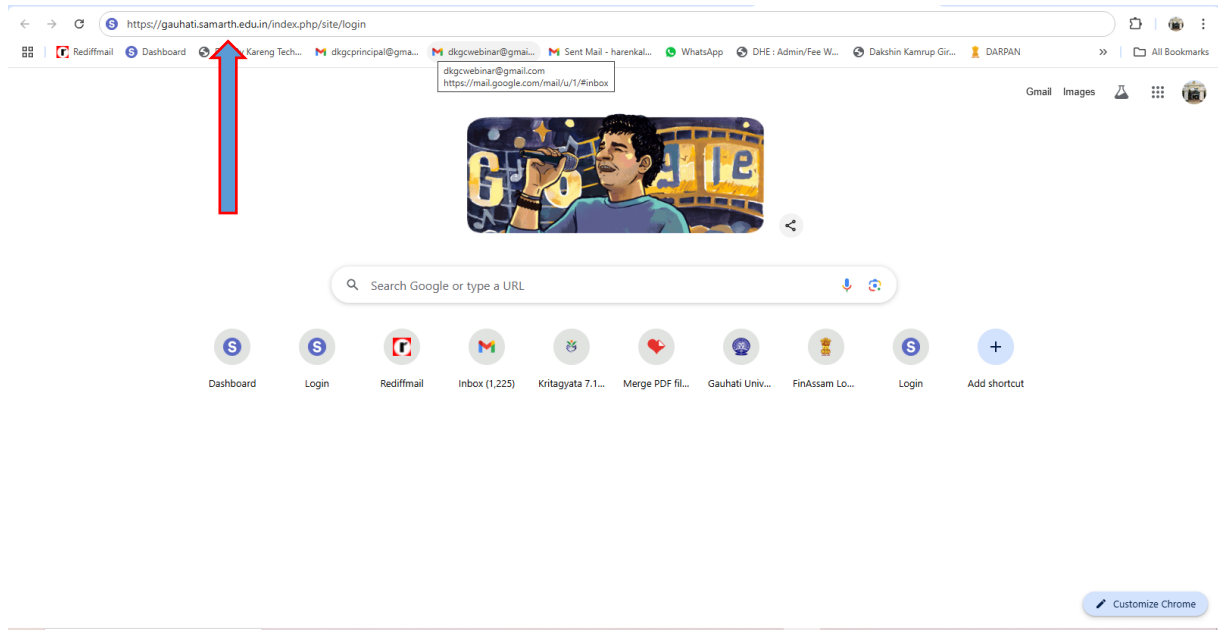
DAKSHIN KAMRUP GIRLS' COLLEGE
MIRZA ::: KAMRUP ::: ASSAM

USER MANUAL
FOR
THE ABC CREATION & LINK PROCESS
IN
GAUHATI.SAMARTH.EDU.IN

FYUGP 3RD SEMESTER 2024-25

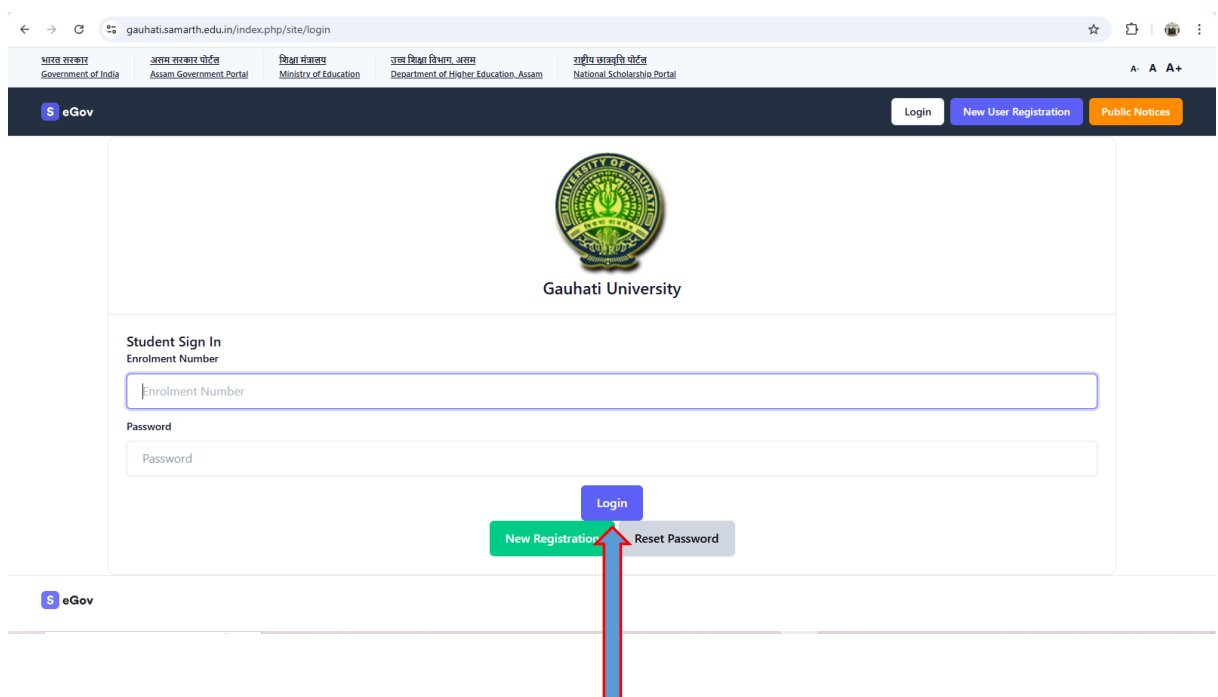
STEP 01 :

OPEN ANY BROWSER (VIZ. – GOOGLE CHROME, MOZILA FIRFOX OR MICROSOFT EDGE) AND TYPE <https://gauhati.samarth.edu.in/index.php/site/login/> AND CLICK ENTER



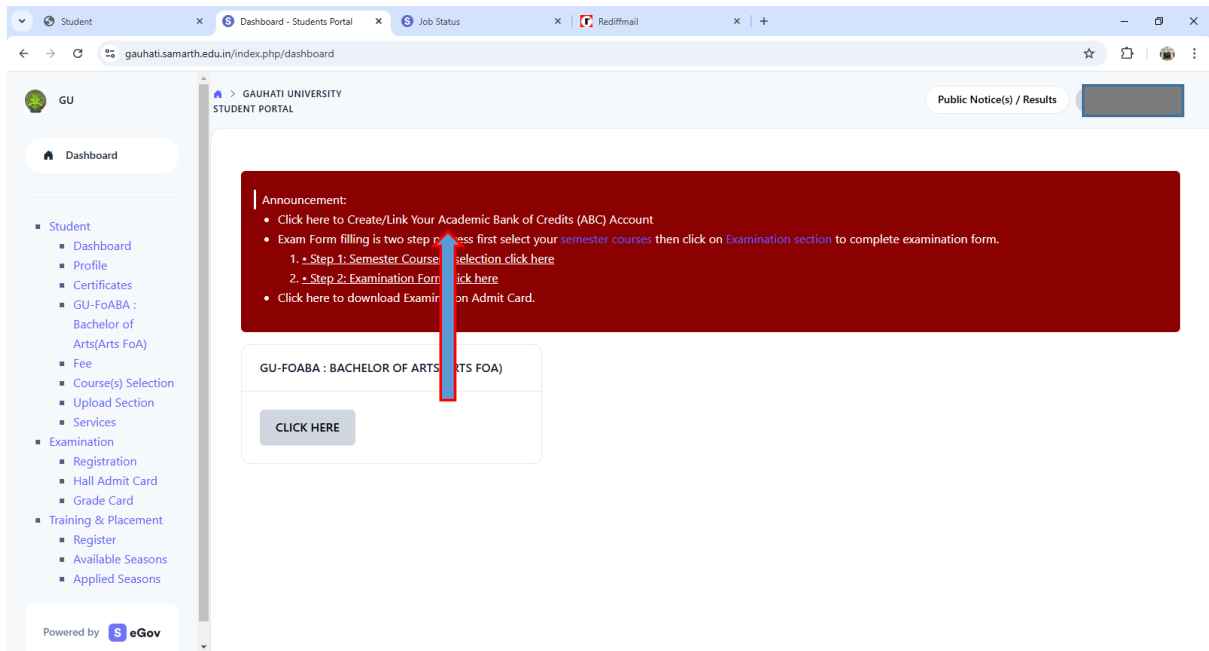
STEP 02 :

STEP 01 WILL OPEN THE BELOW PAGE WHERE YOU NEED TO CLICK ON **LOG IN** AFTER GIVING THE **ENROLLMENT NUMBER [GU REGISTRATION NO]** & **PASSWORD [WHICH IS ALREADY CREATED BY YOUR END]**



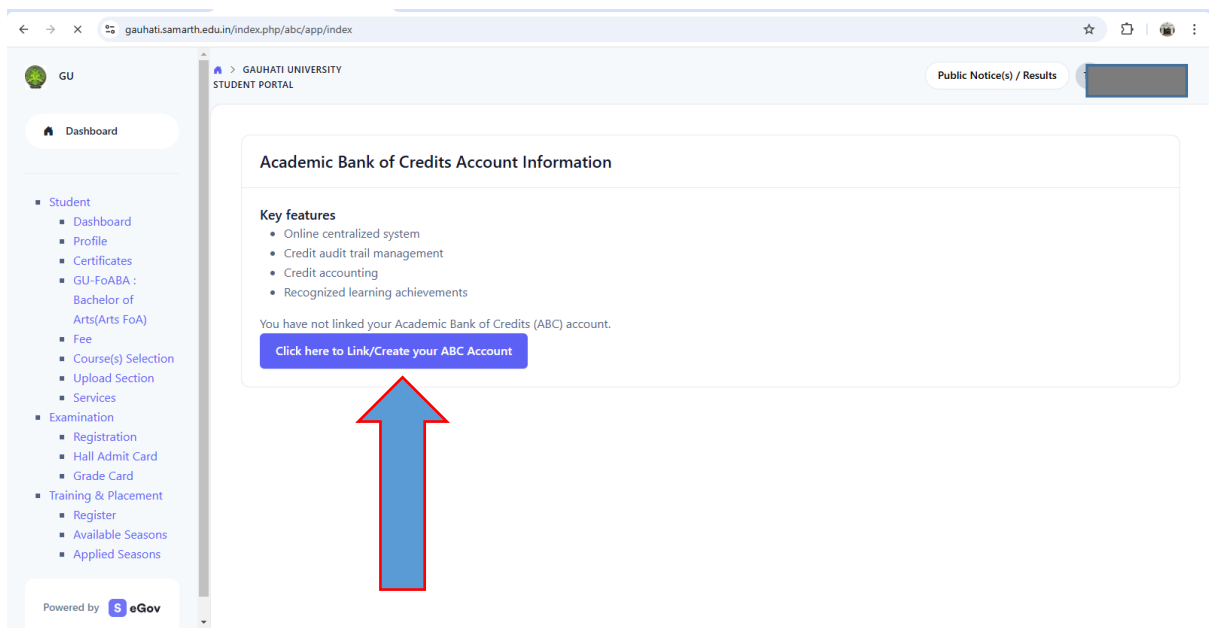
STEP 03 :

STEP 02 WILL DIRECTLY OPEN THE BELOW PAGE WHERE YOU NEED TO CLICK ON **CLICK HERE TO CREATE/LINK ABC ACCOUNT**



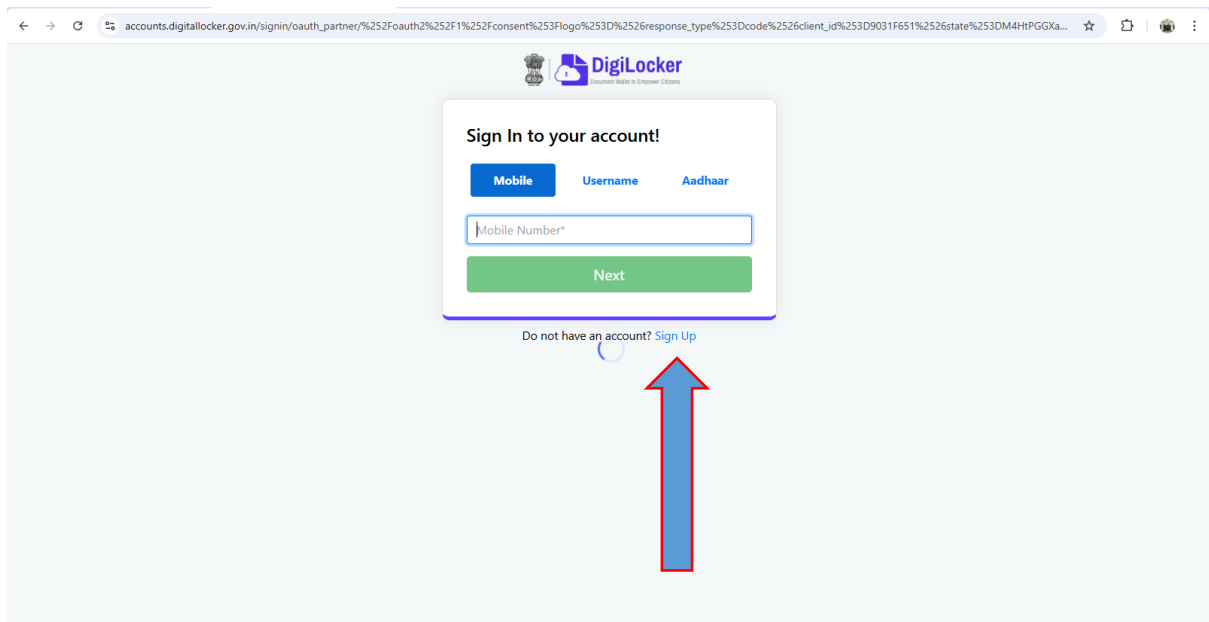
STEP 04 :

STEP 03 WILL OPEN THE BELOW PAGE WHERE YOU NEED TO CLICK ON **CLICK HERE TO LINK/CREATE YOUR ABC ACCOUNT**



STEP 05 :

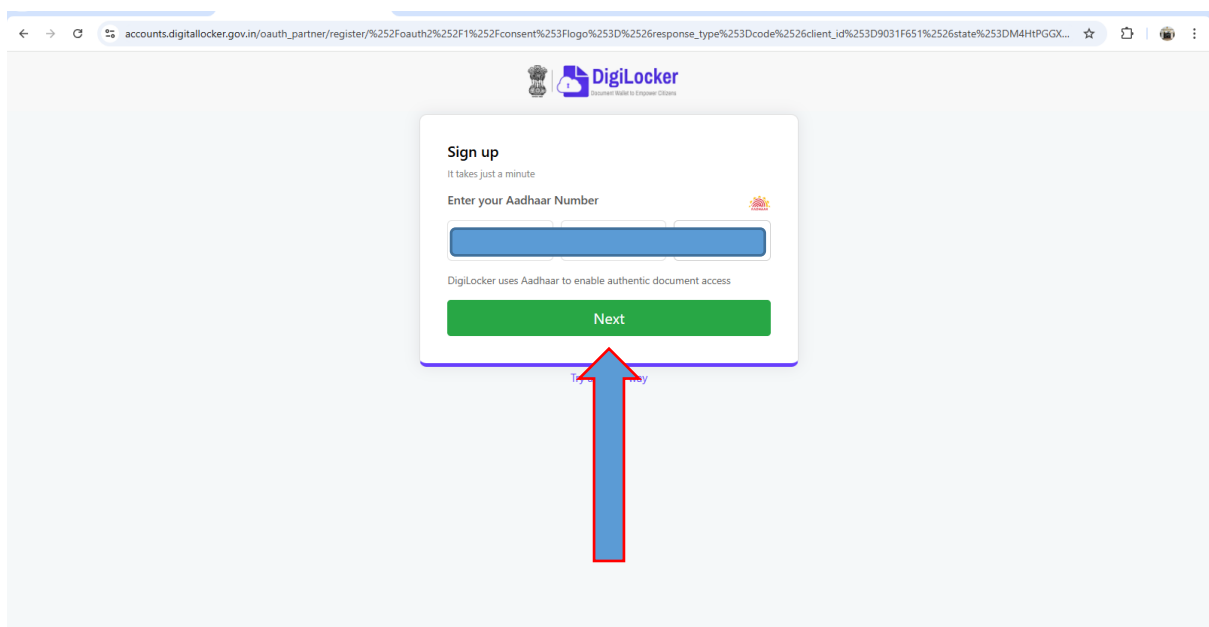
STEP 04 WILL OPEN THE BELOW PAGE WHERE YOU NEED TO CLICK ON **SIGN UP**



*Here, if you have already a DigiLocker Account, then no need to Click on Sign Up. Instead you just log in (next) by using your **DigiLocker Credentials***

STEP 06 :


STEP 05 WILL OPEN THE BELOW PAGE WHERE YOU NEED TO GIVE YOUR AADHAAR NO & CLICK ON **NEXT**



STEP 07 :

STEP 06 WILL OPEN THE BELOW PAGE WHERE YOU NEED TO GIVE THE OTP SENT OVER YOUR AADHAAR LINK MOBILE NO. AND CLICK **SUBMIT**

accounts.digitallocker.gov.in/oauth_partner/signup/resend_otp

 **DigiLocker**
Documents Made to Empower Citizens

Verify Aadhaar OTP

UIDAI has sent a temporary OTP to your mobile ending in *****3022(valid for 10 mins).

Please enter OTP to complete verification

4 9 8 5 9 4

Didn't receive OTP? Wait few minutes for the OTP to arrive. Do not refresh or close!

Submit

Didn't get the OTP? [Resend OTP](#)

[Create your account using mobile](#)

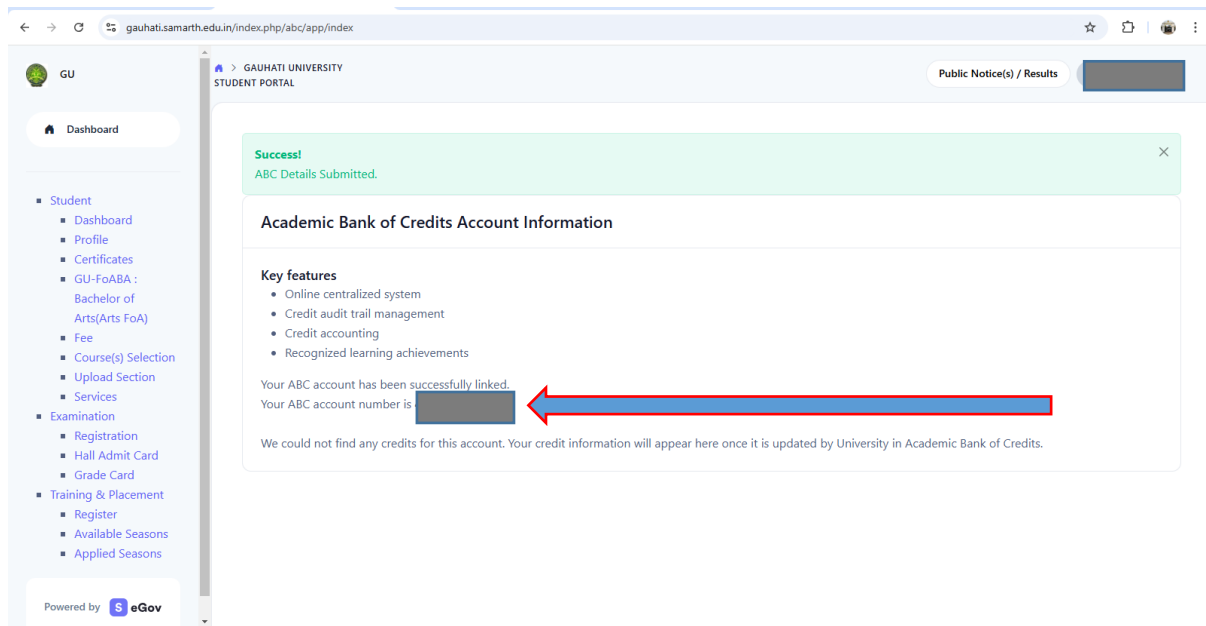
STEP 08 :

STEP 07 WILL OPEN THE BELOW PAGE WHERE YOU NEED TO 1ST CLICK ON **SELECT ALL & THEN SELECT **EDUCATION** FROM THE DROP DOWN OF PURPOSR TAB. AFTER THAT CLICK ON **ALLOW****

The screenshot shows the DigiLocker consent form for sharing documents with Samarth eGov. The form is titled "Please provide your consent to share the following with Samarth eGov:". It lists several items for consent, each with a checkbox and a "Select all" link. A red arrow points to the "Select all" link for the "Issued Documents (3)" section. Below the list, there are sections for "DigiLocker Drive", "Profile information", "Consent validity date", and "Purpose". A red arrow points to the "Purpose" dropdown menu. At the bottom, there are two buttons: "Deny" and "Allow". A red arrow points to the "Allow" button.

STEP 09 :

STEP 08 WILL DIRECTLY OPEN THE BELOW PAGE WHICH MEANS YOUR ABC ACCOUNT HAS BEEN CREAT AND LINK WITH YOUR SAMARTH ACCOUNT.



NB :

CREATION OF ABC ACCOUNT AND LINK WITH SAMARTH ACCOUNT IS MANDATORY

*****-- THANK YOU --*****